


# Friendly and fair teaching



On this poster you can see an overview of all perspectives of Friendly and Fair Teaching. Start at the bottom and read the poster like a staircase. In blue are the perspectives to create a positive learning environment and in white is the perspective to reinforce positive behaviour.

## 5. Behaviour management strategies

4. Hand in the assignment to a supervisor



End of lesson

3. Reinforcing positive behaviour using a Future behaviour letter

### Reinforcing positive behaviour: next steps

If behaviour continues to be unacceptable, the teacher should require the student to write a letter about an intention of future behaviour. This is an important stage in managing behaviour- omitting this altogether negates other efforts.

2. Reinforcing positive behaviour with Tips

1. Using body language

Beginning of the lesson

### Reinforcing positive behaviour: first steps

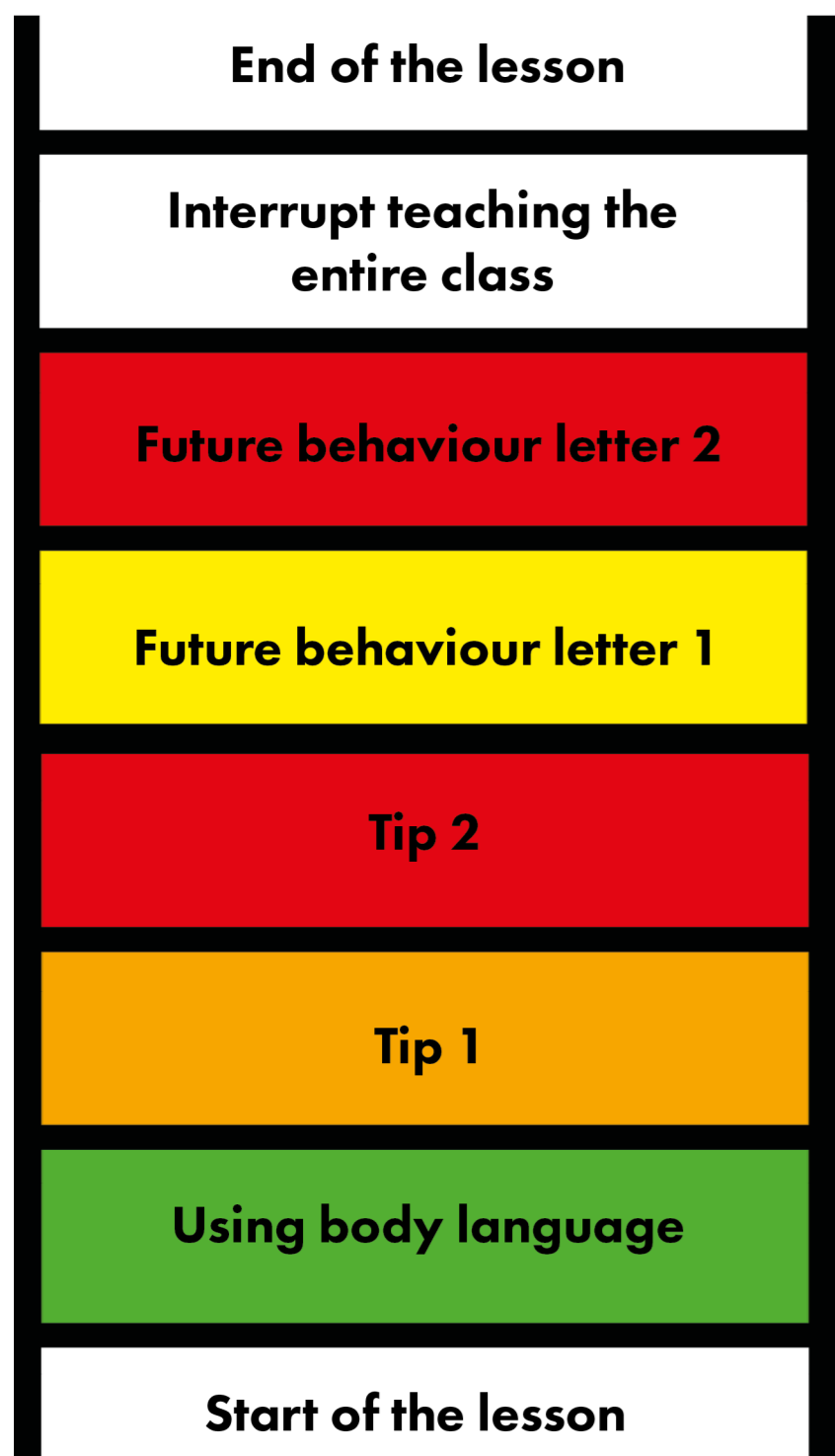
If a teacher needs to remind a student to adjust their behaviour they should indicate this first with their body language and then with a limited number of positive reminders (Tips).

## Reinforcing positive behaviour

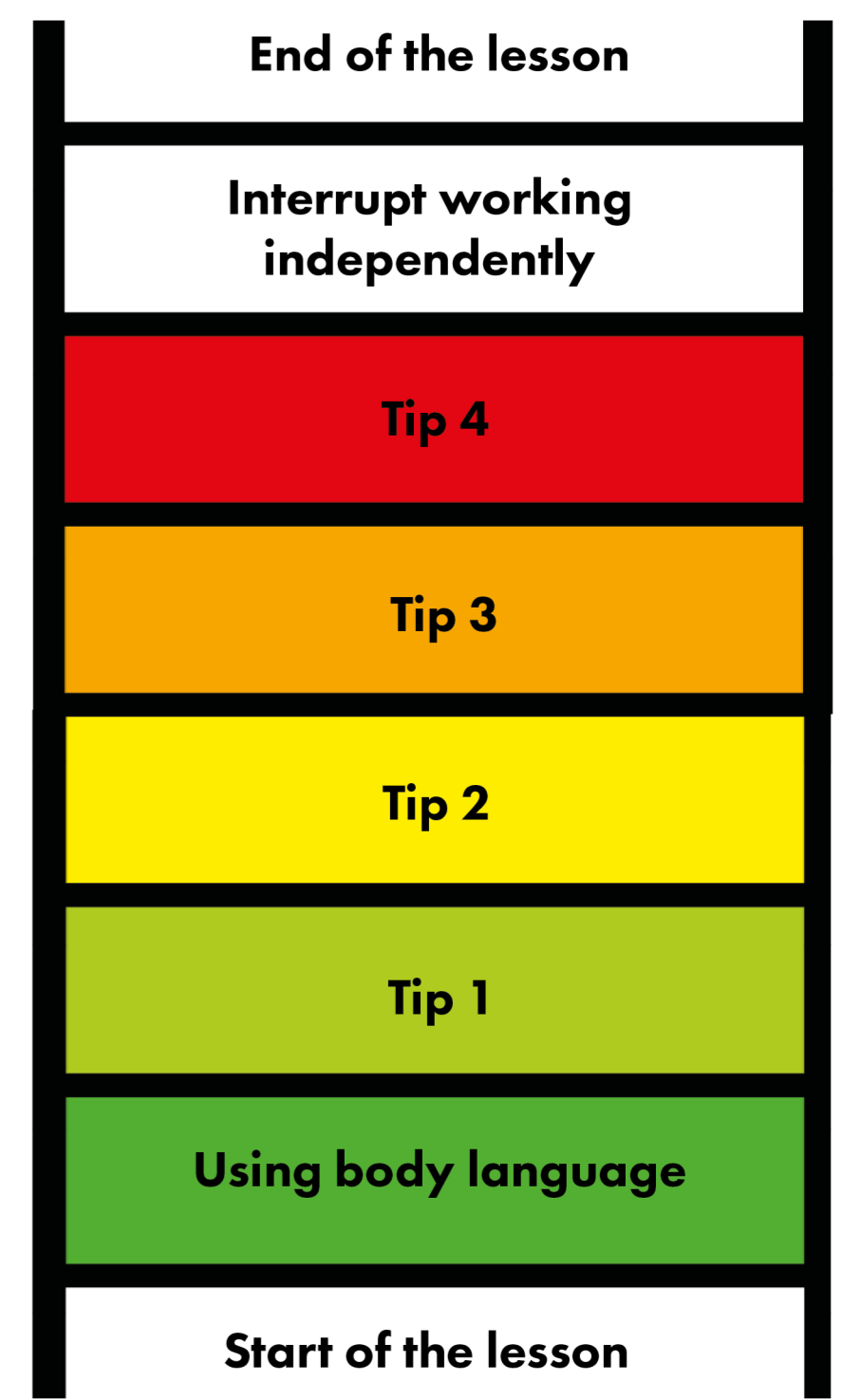
You reinforce positive behaviour when a student disrupts the lesson via the step-by-step plan.



Ladder of action when teaching the entire class



Ladder of action when working independently



## Reflecting on your teaching

When reflecting on your teaching, these perspectives will help you create a positive learning environment. This will motivate most students to participate in your lesson.

## 4. Observing learning

### Observe your students and yourself.

Pay attention to body language.

Pay attention to spoken language.

## 3. Planning lessons

### Approaches to teaching

Teacher-centred education

Student-centred education

Collaboration

### Assessment

Giving feedback to each other is important: Helping other people accelerates our own development.

## 2. Establishing fairness

### Establishing educational goals

Students as well as the team (teachers, school management and staff) work at their own level on **Qualification, Socialization and Subjectivation.**

### Creating a framework for positive behaviour

**Friendly and fair**  
This is how we should treat each other and how we should interact with other.

### Managing expectations

Teachers should be clear about their expectations (Expectation folder).

## 1. Establishing a friendly tone

### Role model

Setting the standard of behaviour.

Communicating through gestures.

Managing emotions.

### Building relationships

The teacher designs lessons which encourage the pupils to get to know each other: without relationship, no achievement.



**START HERE**

Read this poster like a staircase, from bottom to top.